

საქართველოს სტანდარტი

კომპენსატორები სილფონური ლითონის გაფართოებული შეერთება,
წნევისათვის გამოსაყენებლად

საინფორმაციო ნაწილი. სრული ტექსტის სანახავად შეიძინეთ სტანდარტი.

საქართველოს სტანდარტებისა და მეტროლოგიის
ეროვნული სააგენტო
თბილისი

საინფორმაციო მონაცემები

1 დამტკიცებულია და შემოღებულია სამოქმედოდ საქართველოს სტანდარტებისა და მეტროლოგიის ეროვნული სააგენტოს 2015 წლის 4 მარტის № 14 განკარგულებით

2 მიღებულია თავფურცლის თარგმნის მეთოდით სტანდარტიზაციის ევროპული კომიტეტის სტანდარტი ენ 14917:2009+A1:2012 „ კომპენსატორები სილფონური ლითონის გაფართოებული შეერთება, წნევისათვის გამოსაყენებლად”

3 პირველად

4 რეგისტრირებულია საქართველოს სტანდარტებისა და მეტროლოგიის ეროვნული სააგენტოს რეესტრში: 2015 წლის 4 მარტი №268-1.3-6705

აკრძალულია ამ სტანდარტის გადაცემა მესამე პირებისათვის ან/და მისი სხვა ფორმით გავრცელება

საინფორმაციო ნაწილი. სრული ტექსტის სანახავად შეიძინეთ სტანდარტი.

English Version

Metal bellows expansion joints for pressure applications

Compensateurs de dilatation à soufflets métalliques pour
appareils à pression

Kompensatoren mit metallischen Bälgen für
Druckanwendungen

This European Standard was approved by CEN on 6 September 2008 and includes Amendment 1 approved by CEN on 10 January 2012.

CEN members are bound to comply with the CEN/CENELEC Internal Regulations which stipulate the conditions for giving this European Standard the status of a national standard without any alteration. Up-to-date lists and bibliographical references concerning such national standards may be obtained on application to the CEN-CENELEC Management Centre or to any CEN member.

This European Standard exists in three official versions (English, French, German). A version in any other language made by translation under the responsibility of a CEN member into its own language and notified to the CEN-CENELEC Management Centre has the same status as the official versions.

CEN members are the national standards bodies of Austria, Belgium, Bulgaria, Croatia, Cyprus, Czech Republic, Denmark, Estonia, Finland, France, Germany, Greece, Hungary, Iceland, Ireland, Italy, Latvia, Lithuania, Luxembourg, Malta, Netherlands, Norway, Poland, Portugal, Romania, Slovakia, Slovenia, Spain, Sweden, Switzerland, Turkey and United Kingdom.



EUROPEAN COMMITTEE FOR STANDARDIZATION
COMITÉ EUROPÉEN DE NORMALISATION
EUROPÄISCHES KOMITEE FÜR NORMUNG

Management Centre: Avenue Marnix 17, B-1000 Brussels

Contents

Page

Foreword.....5

Introduction6

1 Scope7

2 Normative references7

3 Terms and definitions 10

4 Classification..... 11

4.1 Classification of expansion joints..... 11

4.1.1 Axial 11

4.1.2 Angular 11

4.1.3 Lateral 11

4.1.4 Universal 11

4.2 Classification of the parts of expansion joints..... 16

4.2.1 **A1**) Main pressure-bearing parts (A) **A1**..... 16

4.2.2 Pressure parts other than main pressure-bearing parts (B) 16

4.2.3 Attachments to main pressure-bearing parts and to pressure parts (C)..... 16

4.2.4 Other parts (D)..... 16

5 Materials 18

5.1 General..... 18

5.1.1 Materials for pressure-bearing parts 18

5.1.2 Materials for parts attached to pressure-bearing parts 18

5.1.3 **A1**) Materials for non-pressure parts **A1**..... 18

5.1.4 Documentation..... 18

5.2 Pressure-bearing parts 18

5.2.1 Bellows 18

5.2.2 Other pressure-bearing parts 19

5.2.3 Ductility 19

5.2.4 Brittle fracture 19

5.3 Material documentation 20

6 Design 24

6.1 General..... 24

6.1.1 Symbols and general factors..... 24

6.1.2 Basic design criteria..... 31

6.1.3 Additional loadings..... 32

6.2 Bellows 33

6.2.1 Purpose..... 33

6.2.2 Conditions of applicability 33

6.2.3 U-shaped unreinforced bellows 38

6.2.3.1 General..... 38

6.2.4 U-shaped reinforced bellows..... 53

6.2.5 Toroidal bellows..... 61

6.2.6 Specific design fatigue curves 69

6.2.7 Axial, lateral or angular displacement of bellows 69

6.2.8 Equivalent axial displacement per corrugation 75

6.2.9 Forces and moments on pressurised expansion joints 80

6.2.10 Torsion acting on bellows (unreinforced or reinforced)..... 91

6.3 Hardware..... 91

6.3.1 General..... 91

6.3.2 Design parameters..... 92

6.3.3 Design temperature 96

6.3.4 Parts 96

6.4 Internal sleeve 98

6.4.1 Scope 98

6.4.2 Additional symbols..... 98



საინფორმაციო ნაწილი. სრული ტექსტის სახსრავად შეიძინეთ სტანდარტი.

6.4.3	Flow velocity	98
6.4.4	Design rules	100
7	Manufacturing	102
7.1	General	102
7.2	Materials	102
7.2.1	General	102
7.2.2	Material traceability	102
7.3	Permanent joints	102
7.3.1	General	102
7.3.2	Process and personal	102
7.3.3	Repair and rework during manufacturing	103
7.4	Forming of the bellows	103
7.4.1	Forming processes	103
7.4.2	Heat treatment	104
7.5	Tolerances	104
7.5.1	General	104
7.5.2	Bellows	104
7.5.3	Expansion joint	105
7.6	Production tests	106
8	Testing, inspection and documentation	106
8.1	Abbreviations	106
8.2	General	106
8.3	Documents	106
8.4	In-process inspection and testing	107
8.4.1	General	107
8.4.2	Materials	107
8.4.3	Permanent joints	107
8.4.4	Non-destructive testing of welds	109
8.5	NDT methods	114
8.5.1	General	114
8.5.2	Acceptance criteria	115
8.5.3	Personnel qualification and approval	115
8.5.4	Reports	115
8.6	Final assessment and documentation	118
8.6.1	General	118
8.6.2	Final inspection	118
8.7	Documentation	120
8.7.1	Final documentation package	120
8.7.2	Declaration/certification	121
8.7.3	Operating instructions	121
9	Marking and labelling	121
10	Handling and installation	123
10.1	General instructions	123
10.2	Packaging and storage	123
10.3	Installation	123
10.4	Unrestrained expansion joints	124
10.5	Restrained expansions joints	124
Annex A	(informative) Categories of expansion joints	125
Annex B	(normative) Specification for materials 1.4828, 1.4876, 2.4360 and 2.4858	136
Annex C	(informative) Incorporation of expansion joints into pressure vessels and piping	141
Annex D	(informative) Calculation methods for systems of pipes containing expansion joints	160
Annex E	(informative) Overview of the design of expansion bellows	177
Annex F	(informative) Procedure for setting-up a design fatigue curve	182
Annex G	(informative) Polynomial approximations for coefficients C_p , C_f , C_d	191

Annex H (informative) Required design data and information 194
Annex I (informative) Expansion joints risk analyses 195
Annex J (informative) Material properties and material groups 197
**Annex ZA (informative) Relationship between this European Standard and the Essential
Requirements of EU Directive 97/23/EC 203**
Bibliography 205

საინფორმაციო ნაწილი. სრული ტექსტის სახსრად შეიძინეთ სტანდარტი.

Foreword

This document (EN 14917:2009+A1:2012) has been prepared by Technical Committee CEN/TC 342, "Metal hoses, hose assemblies, bellows and expansion joints", the secretariat of which is held by  SNV .

This European Standard shall be given the status of a national standard, either by publication of an identical text or by endorsement, at the latest by September 2012, and conflicting national standards shall be withdrawn at the latest by September 2012.



Attention is drawn to the possibility that some of the elements of this document may be the subject of patent rights. CEN [and/or CENELEC] shall not be held responsible for identifying any or all such patent rights.

This document has been prepared under a mandate given to CEN by the European Commission and the European Free Trade Association, and supports essential requirements of the EU Directive 97/23/EC.

For relationship with EU Directive 97/23/EC, see informative Annex ZA, which is an integral part of this document.

This document includes Amendment 1, approved by CEN on 2012-01-08.

This document supersedes EN 14917:2009.

The start and finish of text introduced or altered by amendment is indicated in the text by tags  .

According to the CEN/CENELEC Internal Regulations, the national standards organizations of the following countries are bound to implement this European Standard: Austria, Belgium, Bulgaria, Croatia, Cyprus, Czech Republic, Denmark, Estonia, Finland, France, Germany, Greece, Hungary, Iceland, Ireland, Italy, Latvia, Lithuania, Luxembourg, Malta, Netherlands, Norway, Poland, Portugal, Romania, Slovakia, Slovenia, Spain, Sweden, Switzerland, Turkey and United Kingdom.

Introduction

Metal bellows expansion joints are used as components in piping or as parts of pressure vessels.

If an expansion joint is designed and manufactured according to this European Standard, the risk analysis is already undertaken, see Annex I.

საინფორმაციო ნაწილი. სრული ტექსტის სანახავად შეიძინეთ სტანდარტი.